



SALTDogg[®]

SPREADERS

3, 4, & 4.5 CU. YD. SALT & SAND SPREADERS

GAS ENGINE OR HYDRAULIC DRIVE



1400500SS
Shown with optional
LS1 and **LB8663SST**

PART NO.	DESCRIPTION	WT.
NEW 1400475SS	3.0 cu. yd. 96" Stainless Steel Spreader Kit, Gas Engine	1,470 lbs.
NEW 1400475SSH	3.0 cu. yd. 96" Stainless Steel Spreader Kit, Hydraulic Drive	1,405 lbs.
1400500SS	4.0 cu. yd. 108" Stainless Steel Spreader Kit, Gas Engine	1,500 lbs.
1400500SSH	4.0 cu. yd. 108" Stainless Steel Spreader Kit, Hydraulic Drive	1,435 lbs.
1400550SS	4.5 cu. yd. 120" Stainless Steel Spreader Kit, Gas Engine	1,560 lbs.
1400550SSH	4.5 cu. yd. 120" Stainless Steel Spreader Kit, Hydraulic Drive	1,500 lbs.
OPTIONS & ACCESSORIES:		
LS1	12-Volt Liquid Spray System, Cab Control, Poly Reservoir, 55 gal.	48 lbs.
*LB8663SST	Stainless Steel D.O.T. Spreader Lightbar, 9-Hole Round (8"x3"x66")	28 lbs.
3008560	Hopper Spreader Tailgate Lock Kit	40 lbs.
1496505	Nylon Ratchet Strap Mounting Kit (4 straps to a set)	9 lbs.

** Lights/wiring not included*

IDEAL FOR HEAVY-DUTY MUNICIPAL & COMMERCIAL APPLICATIONS

Designed for dump bodies and flat beds with a GVW chassis of 15,000 to 26,000 lbs. and is available with either hydraulic motor drive or 10½ H.P. gas engine.

GENERAL:

- Self contained hopper
- Spreads free flowing materials sand and/or salt
- Spread width of 4' to 30'

MATERIAL HOPPER:

- 12 gauge 304 Stainless steel with continuously welded seams.
- All hopper sides are formed with a continuous "J" channel profile for added rigidity and strength. Six (6) 12 gauge body gussets.
- Optimum material feed is maintained by hopper side walls sloped at 45°
- Heavy duty, 4 section hinged top grate is standard. Bars are ¼" diameter located on 3" center grid (installed).
- Built-in four corner lift loops.

CONVEYOR:

- Conveyor is 12½" wide, all steel pintle chain type (#667H Pitch), with 1/4" x 1" crossbars on 4-5/8" centers.
- Replaceable 10 gauge stainless steel chain shields.
- Replaceable 10 gauge stainless steel conveyor floor.
- 10 gauge stainless steel inverted Vee
- Conveyor driven by 20:1 ratio worm gearbox utilizing tapered bearings
- Conveyor chain is adjustable for chain take up, providing optimum performance and drive life.
- Chain drive and idler sprockets are 6-tooth cast sprockets keyed to 1¼" shafts.
- Conveyor chain wiper minimizes waste.

SPINNER ASSEMBLY:

- Spinner chute has two adjustable internal baffles
- Four (4) external baffles (3 adjustable, 1 fixed)
- 18" x ¾" thick polyurethane spinner disc
- Hydraulic model's chute utilizes (4) spring loaded stainless steel quick detach pins for ease of: material unloading, tow hitch access, and storage.
- Bolt-on spinner housing minimizes replacement cost.

POWER SOURCE:

- Hydraulic Drive: Two Independent hydraulic motors (15 GPM @ 1,500 PSI)
- Gas Engine: 10.5 horsepower, Briggs & Stratton Intek


OPTIONAL EQUIPMENT:

- Nylon strap mounting kit
- Tailgate latch kit
- Liquid spray systems, electric
- Stainless Steel D.O.T. Spreader Lightbar


DIMENSIONS:

- 3 cu. yd. – Overall Length, 96"; Width, 70"; Height, 45"; Recommended use, dump bodies and flat beds with a GVW chassis of 15,000 to 26,000 lbs.
- 4 cu. yd. – Overall Length, 108"; Width, 70"; Height, 45"; Recommended use, dump bodies and flat beds with a GVW chassis of 15,000 to 26,000 lbs.
- 4½ cu. yd. – Overall Length, 120"; Width, 70"; Height, 45"; Recommended use, dump bodies and flat beds with a GVW chassis of 17,500 to 26,000 lbs.


Buyers Products Company reserves the right to change material, dimension and/or component specifications without notice.



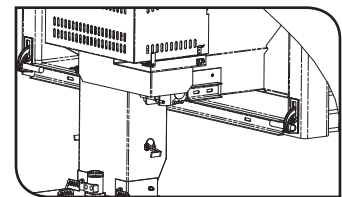
Standard Heavy-Duty Hinged Top Screens



Optional Lightbar
(lights/wiring not included)



Optional Liquid Spray System
(55 Gallon)



Optional Tail Gate Latch Kit

CONTACT:



Providing lifting solutions
for every need

pmindustries.ca

Toll Free: 1-855-656-1689



Your Authorized SaltDogg® Distributor